

Contact name:

Company:

Account No.

Address:

Postcode:

Tel: Fax:

Email:

Requested Delivery Date:

Order Reference:

Signature:

Quote

Order

MIN/MAX FRAME SIZES

2-Pane		3-Pane		4-Pane	
min width	1500 mm	min width	2238 mm	min width	2906 mm
max width	4000 mm	max width	6000 mm	max width	6000 mm
min height	1750 mm	min height	1750 mm	min height	1750 mm
max height	2400 mm	max height	2400 mm	max height	2400 mm

Above sizes are frame only

DOOR DIMENSIONS

Overall Width: mm Overall Height inc. cill: mm

FRAME COLOUR

External:

White Grey

Internal:

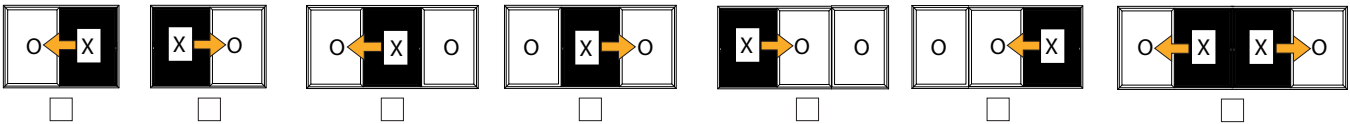
White Grey

DOOR CONFIGURATIONS

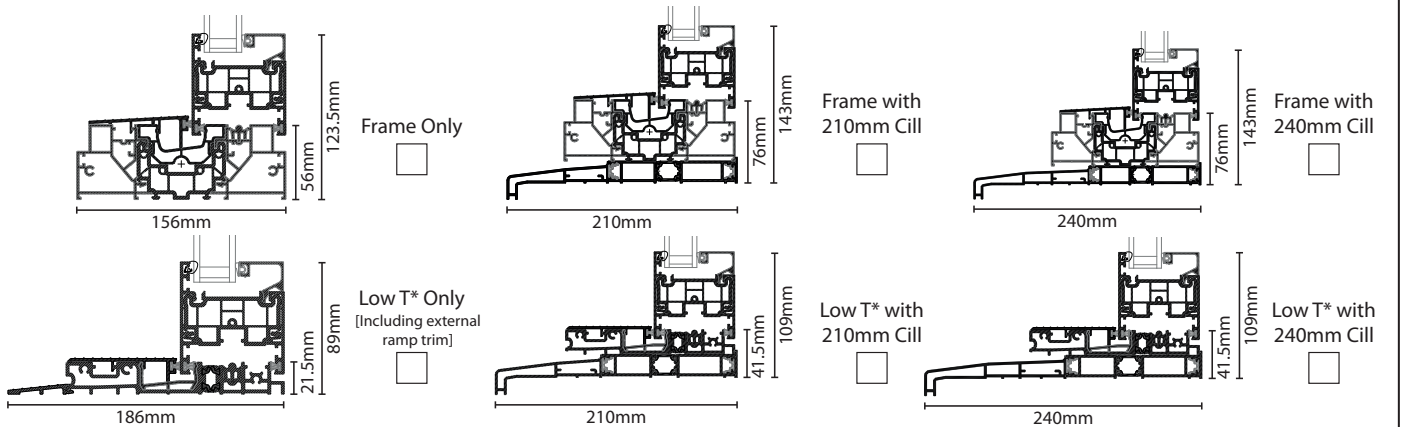
All doors are viewed from outside. X = Slider O = Fixed Panel

Please select which configuration is required by selecting with the tick box on the diagrams shown.

All doors are internal sliders



THRESHOLD OPTIONS



* Low T available in Anodised Silver only.

HARDWARE

External/Internal

Grip/Grip

Safety Brakes

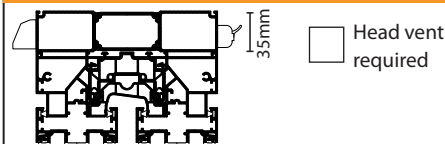
- Bump-side door safety brake required
- Lock-side and Bump-side door safety brake required

Hardware Colour

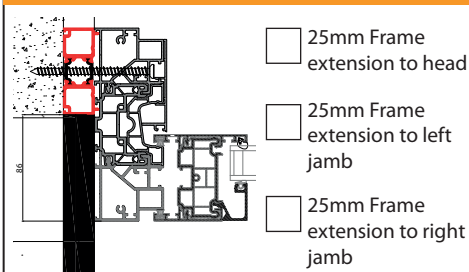
- Grey
- Black

*Locks/keeps are Stainless Steel.
 Roller units are Stainless Steel.*

HEAD VENT



EXTENSIONS



GLAZING BEAD

- Squared/Squared - 28mm - 4 Sides
- Squared/Squared - 44mm - 4 Sides

GLAZING OPTIONS (All Toughened)

- Standard double glazed - 28mm
- Celsius double glazed - 28mm
- Triple glazed - 44mm
- Unglazed

Add Secured by Design Upgrade

- Standard double glazed (Laminated) - 28mm (1.5 W/m²K U-value*)

Please Note: Due to glass handling restrictions, over certain sizes we can only supply patios unglazed. If this is the case you will be advised at time of quote.